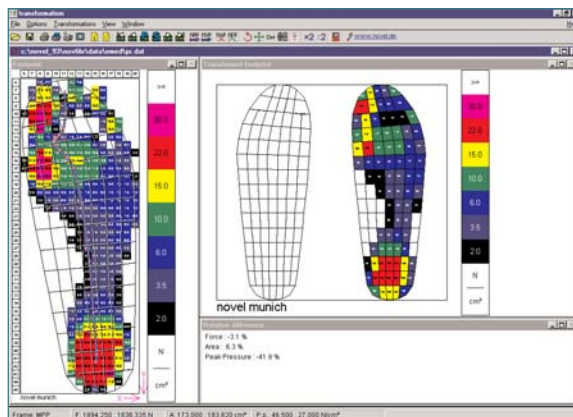


The **tools** package includes special programs for data reduction, data analysis and data transformation.

Programs included:

- force & area derivatives
- differences
- file and value master
- intruders
- transformation



transformation of **emed**® platform data to **pedar**® in-shoe system

Features:

- calculates force and area derivatives
- calculates pressure difference between two data files
- selects user defined sequences of pressure data and allows correction of pressure data due to artifacts
- allows reading of special ASCII pressure data
- transforms **emed**® platform measurements to systems with lower spatial resolution e.g. **pedar**® insoles

The **projects** software allows the user to define individual projects as macros for automatic analysis of many parameters using the installed **novel** data evaluation programs.



projects screen for selection of parameters

Features:

- the projects can be designed specifically to the purpose of the data evaluation
- **projects** allows comparison across patient's visits or within patient groups
- the results of the calculations are presented as html reports
- the results of the calculations can be stored in the **database medical** and there a basic test for statistical significant differences is implemented

novel_{gmbh} (Germany) • Ismaninger Str. 51 • D-81675 Munich
tel: +49 (0)89-41 77 67-0 • fax: +49 (0)89-41 77 67-99
e-mail: novel@novel.de

novel_{electronics inc.} (USA) • 964 Grand Avenue • St.Paul, MN 55105
tel: +1 (651) 221-0505 • fax: +1 (651) 221-0404
e-mail: novelinc@novel.de

novel_{gmbh} (Great Britain) • 113, Arnold Road • Nottingham, NG5 5HA
tel/fax: +44 (0)11 59 62 26 22 • e-mail: noveluk@novel.de

www.novel.de

All systems from novel operate with high quality, calibrated sensors and provide reliable and reproducible long term measurements. pedograph®, emed®, pedar®, pliance®, triblu® and the novel logo (colored foot) are the registered trademarks of novel_{gmbh} © 1992-2008



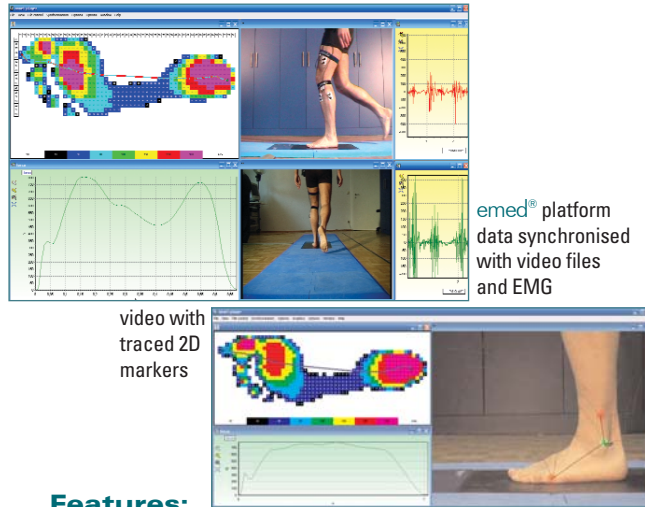
information subject to change without notice



footanalysis_engV3_Jun22/2008_NL

novel player

The **player** software synchronises pressure distribution data obtained from **emed**® and **pedar**® with several video files and other ASCII files e.g. EMG.



Features:

- displays and stores many video and ASCII files synchronised with pressure data
- overlays dynamic foot pressure analysis with digital videos
- allows 2D marker tracing and calculation of angles
- controls all dynamic analysis programs of **novel**
- produces an AVI file of all synchronised dynamic events for media players



video with overlaid 3D pressure distribution display

pedar® in-shoe measurement data synchronised with video files

novel multimask

The **multimask** package is used for the regional analysis of pressure distribution data obtained with **emed**® and **pedar**® systems.

Programs included:

- automask
- multimask and groupmask evaluation
- emascii
- average



groupmask evaluation of emed® platform measurement data files

Features:

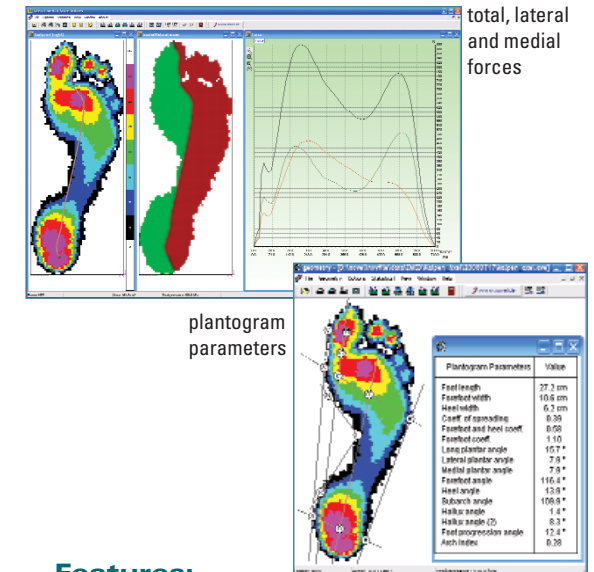
- applies masks automatically to anatomical foot regions with detection algorithm
- applies defined masks of foot regions
- calculates various parameters across user defined foot regions
- calculates statistics for parameters such as mean value, SD or 95% conf. interval
- exports results in ASCII format
- calculates the average of pressure measurement data files

novel gaitline & geometry

The package **gaitline & geometry** includes programs for the analysis of the center of pressure line and the foot geometry.

Programs included:

- lateral/medial area & force indices
- velocity of the COP
- regional velocity of the COP
- geometry



Features:

- calculates lateral/medial force and area indices and the corresponding derivatives
- calculates the velocity of the center of pressure in x- and y-components, separately
- computes the time, speed and distance of the center of pressure for the total foot and four foot regions (heel, midfoot, forefoot and toes) separately
- calculates various plantogram parameters and characteristics angles